

ROGUE™ FUNSLIDE™

RESIDENTIAL IN-GROUND POOL SLIDE

S.R. SMITH DESIGN TECHNOLOGY AND STATE-OF-THE-ART ACRYLIC CONSTRUCTION PRODUCE THE FINEST POOL SLIDES IN THE WORLD

- *New 4-leg construction*
- *New High-volume water delivery system*
- *Scratch resistant acrylic runway*
- *Color that lasts and won't fade*
- *Aluminum handrails, ladder and leg supports*
- *Available in Standard and DESIGNER SERIES™ COLORS*



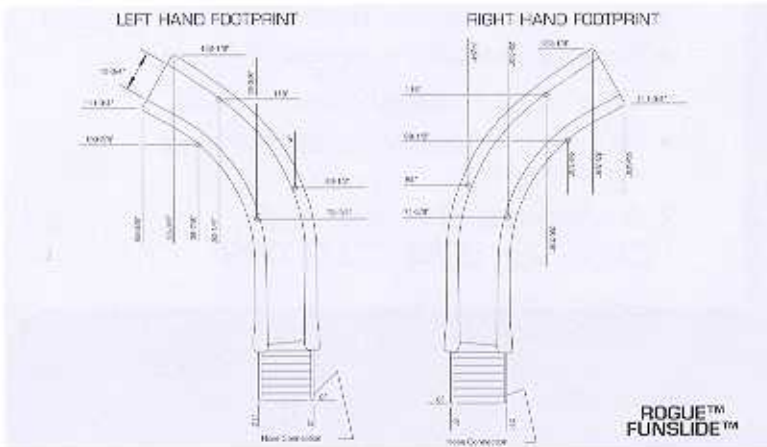
S.R. SMITH, LLC

P.O. BOX 400 • 1017 S. W. BERG PARKWAY, CANBY, OREGON 97013 USA
www.srsmith.com

MODEL NO.	CURVE	COLOR
630-209-5811	RT	Tile Blue
630-209-5812	RT	Radiant White
630-209-5813	RT	Marine Blue
630-209-5821	LT	Tile Blue
630-209-5822	LT	Radiant White
630-209-5823	LT	Marine Blue

The ROGUE™ FUNSLIDE™ at 8-feet is our tallest FunSlide™. It is a recreational poolslide intended for moderate use on in-ground residential pools. This unit can be either surface-mounted for moderate duty residential use or in-deck mounted for heavy-duty residential use in most geographic regions. Our 8-foot FunSlides™ are the world's most popular pool slides. The ROGUE™ features four straight legs and a High Volume water delivery system. Rogue™ FunSlides™ are available in all Standard and DESIGNER SERIES™ COLORS. S.R.SMITH FunSlides™ have been tested by outside independent agencies and have been found to conform to the standards of the U.S. Consumer Product Safety Commission (CPSC).

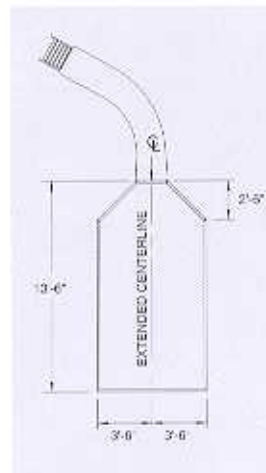
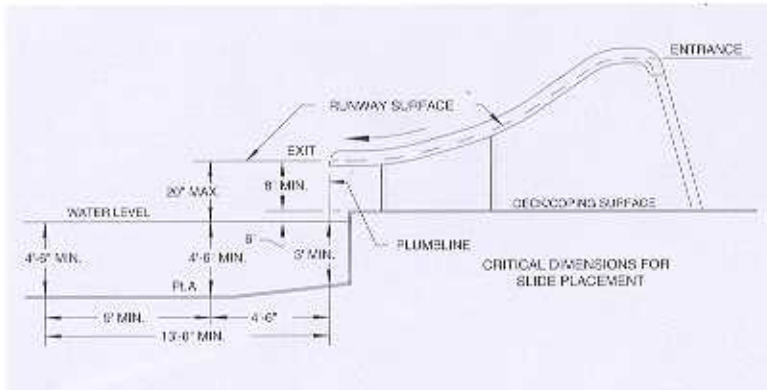
ROGUE™ FUNSLIDE™ Critical Dimensions For Slide Placement & Minimum Clearance Area



SPECIAL NOTE

Current ANSI/APSP standards do not permit the installation of slides on above-ground pools regardless of depth and/or construction. All installations must meet or exceed applicable local codes and installation must be accomplished in accordance with S.R. Smith written instructions.

In the absence of other guidelines S.R.SMITH strongly recommends that at least the minimum depth and clearance requirements indicated in our catalog and installation instructions be met.



STANDARD COLORS

DESIGNER COLORS



INSTALLATION INFORMATION INCLUDED ON THIS SHEET IS EXCERPTED FROM THE PRODUCT'S "ASSEMBLY AND INSTALLATION INSTRUCTIONS" BOOKLET. INSTALLERS MUST FOLLOW ALL DIRECTIONS INCLUDED IN THE BOOKLET IN ORDER TO PROVIDE A SAFE INSTALLATION.